
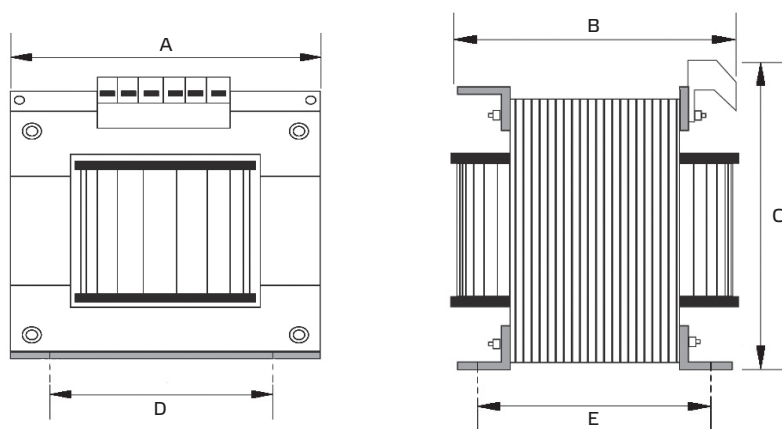


Transformer TES



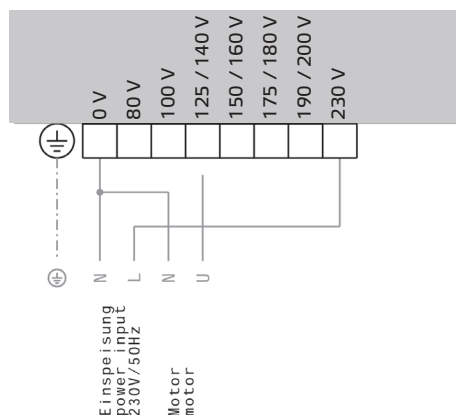
Type	ID	I _{max.} A	A* mm	B* mm	C* mm	D* mm	E* mm	Weight kg
TES 0145	111858	1,45	78	67	80	56	54	1,4
TES 035	103954	3,5	108	90	112	90	66	3,2
TES 050	103955	5,0	108	100	112	90	75	4,0
TES 075	103957	7,5	120	120	122	100	92	5,9
TES 100	103958	10,0	135	128	135	113	92	7,6
TES 130	103959	13,0	150	140	144	125	105	9,8

*max.

- Transformer TES
- 230 V ~, 50/60 Hz
- Without motor protection
- For switch cabinet
- Max. ambient temp 35 °C
- Protection Class IP 20

Type	Output voltage U _A V						
	1	2	3	4	5	6	7
TES 0145	80	100	125	150	175	190	230
TES 035	80	100	140	160	180	200	230
TES 050	80	100	140	160	180	200	230
TES 075	80	100	140	160	180	200	230
TES 100	80	100	140	160	180	200	230
TES 130	80	100	140	160	180	200	230

Wiring diagram :



Legend

- U_A = Output voltage
- I_{max.} = Max. Operating Current